

# November 2021 Pieced Block

To be turned in at the January Guild Meeting.

## Fabric:

White on White Fabric

Light Blue or Light Grey Fabric

## Cutting:


White fabric - 4 each  $4\frac{1}{4}$  X  $2\frac{1}{2}$  inch rectangles  
4 each  $2\frac{1}{2}$  inch squares

Blue/Grey fabric - 4 each  $4\frac{1}{4}$  X  $2\frac{1}{2}$  inch rectangles  
4 each  $2\frac{1}{2}$  inch squares




## Directions:


Draw a line on the back of the  $2\frac{1}{2}$  inch squares diagonally. Place the white square on the blue/grey rectangle on the right side and sew down the marked line. Trim and iron towards the square. Repeat with the blue/grey square and white rectangle.



Sew a Blue/Grey rectangle to a white rectangle as shown.



Layout and sew the squares as shown below. The center should be a pinwheel.



QUESTIONS? Dora Moore 541-831-6937